

# GO Competition Website Team Registration

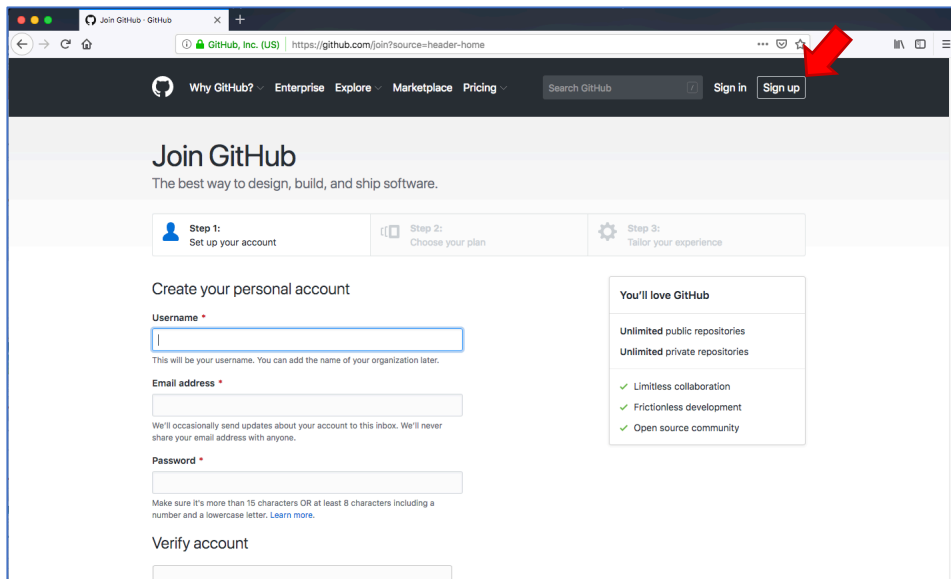
Last modified: February 5, 2019

This section of the document describes the **steps for a team leader to register their team** with ARPA-E on <https://gocompetition.energy.gov> website.

Before proceeding with these steps, **please notify your team members that they need to create their own user accounts on the GO Competition website**. Sharing of user accounts amongst team members is not allowed.

As the Team Leader, you will need to **create a GitHub Team account before you start your team set-up on the GO Competition website**. GitHub will be used for the GO Competition platform to pull your challenge submission code. GitHub is a platform where you can host code, either publicly or privately. The public accounts are free and provide both public and private repositories; other memberships start at \$7 / month (as of January 2019), depending on your needs and size of team. More information can be found at <https://github.com/pricing>. The instructions below include information on creating a GitHub account.

1. Create an account on GitHub at <https://github.com/join?source=header-home>. You can also click on the **Sign up** button in the top right corner from the GitHub home page at <https://github.com>.



2. Follow the online instructions, since they may have been changed since this document was created in January 2019.

- a. Enter a username for the GitHub account. This is required information. Username may only contain alphanumeric characters or single hyphens, and cannot begin or end with a hyphen. Copy the username for your GitHub account since you will need this information on the GO Competition website.
- b. Enter a valid e-mail address. This is required information.
- c. Enter a password of at least 8 characters (including a number and a lowercase letter).
- d. Verify that you are not a robot by solving a puzzle or a reCAPTCHA.
- e. Click **Create an account** button.

Create your personal account

Username \*

smith-gocomp-team ✓

This will be your username. You can add the name of your organization later.

Email address \*

john.smith@gmail.com ⚠

Email is invalid or already taken

Password \*

.....

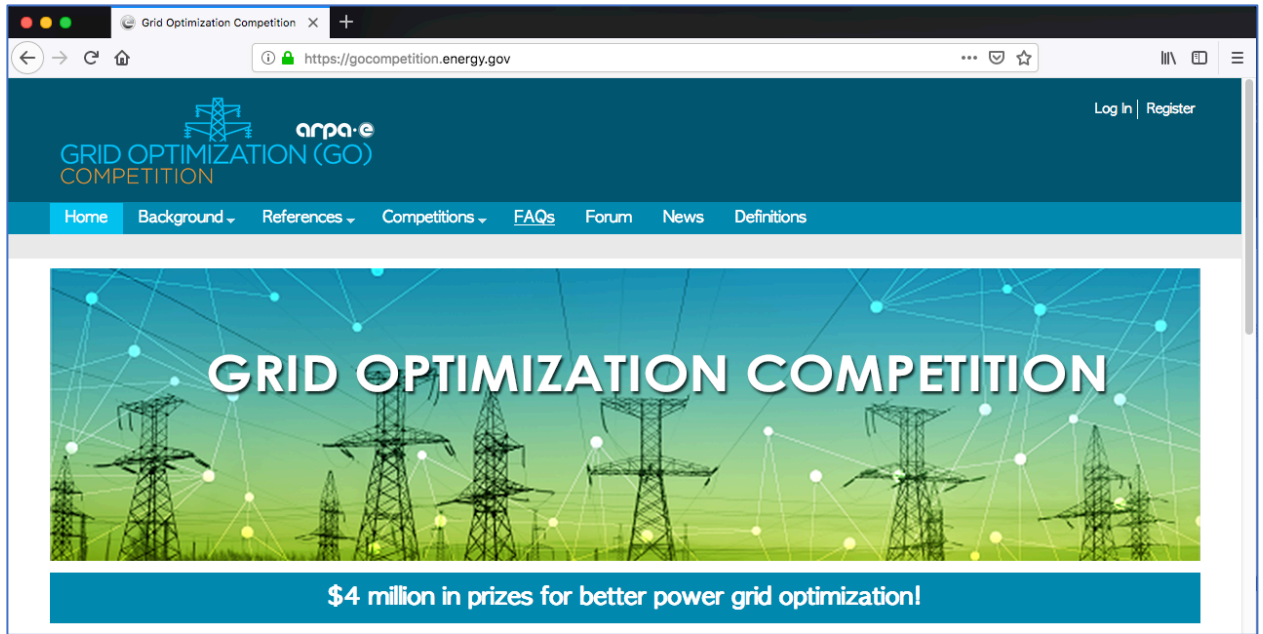
Make sure it's more than 15 characters OR at least 8 characters including a number and a lowercase letter. [Learn more.](#)

Verify account

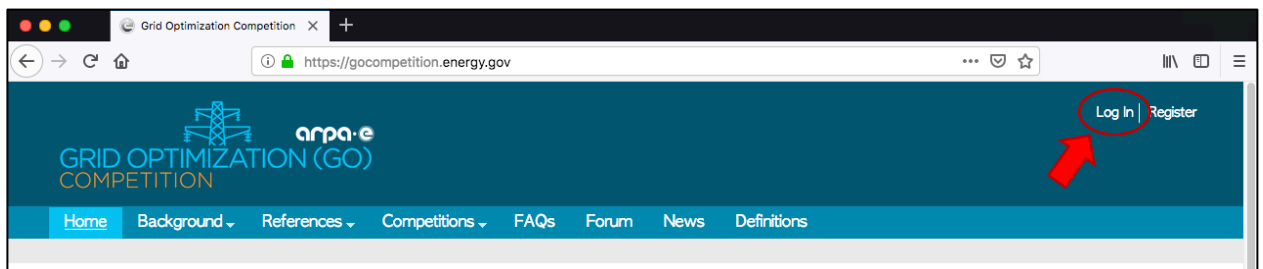
?

By clicking "Create an account" below, you agree to our [terms of service](#) and [privacy statement](#). We'll occasionally send you account related emails.

3. Select the GitHub plan that is appropriate for you and your team.
4. Customize your experience and you are all done setting up a GitHub account. If you have any issues or further questions on how to use GitHub, please see <https://help.github.com> for more information or contact GitHub directly.
5. Go to the ARPA-E Grid Optimization Competition website at <https://gocompetition.energy.gov>.



6. In the upper right corner, click on the Log In link.



7. Log into your account using your GO Competition website username and password.

The image is a screenshot of a web browser window showing the login page for the gocompetition.energy.gov website. The browser's address bar displays the URL https://gocompetition.energy.gov/user/login. The page has a blue header with navigation links: Home, Background, References, Competitions, FAQs, Forum, News, and Definitions. The main content area is titled 'LOG IN' and includes three buttons: 'Create new account', 'Log in', and 'Request new password'. Below this is a 'NOTICE' section with a warning message: '\*\*WARNING\*\*WARNING\*\*WARNING\*\*WARNING\*\*'. The notice text states: 'This is a Department of Energy (DOE) computer system. DOE computer systems are provided for the processing of official U.S. Government information only. All data contained within DOE computer systems is owned by the DOE, and may be audited, intercepted, recorded, read, copied, or captured in any manner and disclosed in any manner, by authorized personnel. THERE IS NO RIGHT OF PRIVACY IN THIS SYSTEM. System personnel may disclose any potential evidence of crime found on DOE computer systems to appropriate authorities. USE OF THIS SYSTEM BY ANY USER, AUTHORIZED OR UNAUTHORIZED, CONSTITUTES CONSENT TO THIS AUDITING, INTERCEPTION, RECORDING, READING, COPYING, CAPTURING, and DISCLOSURE OF COMPUTER ACTIVITY.' Below the notice is another warning: '\*\*WARNING\*\*WARNING\*\*WARNING\*\*WARNING\*\*'. The login form consists of two fields: 'Username' with a red asterisk and a text input containing 'jsmith', and 'Password' with a red asterisk and a password input showing seven dots. Below each field is a small instruction: 'Enter your Grid Optimization Competition username.' and 'Enter the password that accompanies your username.' respectively. A blue 'Log in' button is positioned below the password field.

Log in | Grid Optimization Competition

https://gocompetition.energy.gov/user/login

Home Background References Competitions FAQs Forum News Definitions

## LOG IN

Create new account Log in Request new password

### NOTICE

**\*\*WARNING\*\*WARNING\*\*WARNING\*\*WARNING\*\***

This is a Department of Energy (DOE) computer system. DOE computer systems are provided for the processing of official U.S. Government information only. All data contained within DOE computer systems is owned by the DOE, and may be audited, intercepted, recorded, read, copied, or captured in any manner and disclosed in any manner, by authorized personnel. THERE IS NO RIGHT OF PRIVACY IN THIS SYSTEM. System personnel may disclose any potential evidence of crime found on DOE computer systems to appropriate authorities. USE OF THIS SYSTEM BY ANY USER, AUTHORIZED OR UNAUTHORIZED, CONSTITUTES CONSENT TO THIS AUDITING, INTERCEPTION, RECORDING, READING, COPYING, CAPTURING, and DISCLOSURE OF COMPUTER ACTIVITY.

**\*\*WARNING\*\*WARNING\*\*WARNING\*\*WARNING\*\***

**Username \***

jsmith

Enter your Grid Optimization Competition username.

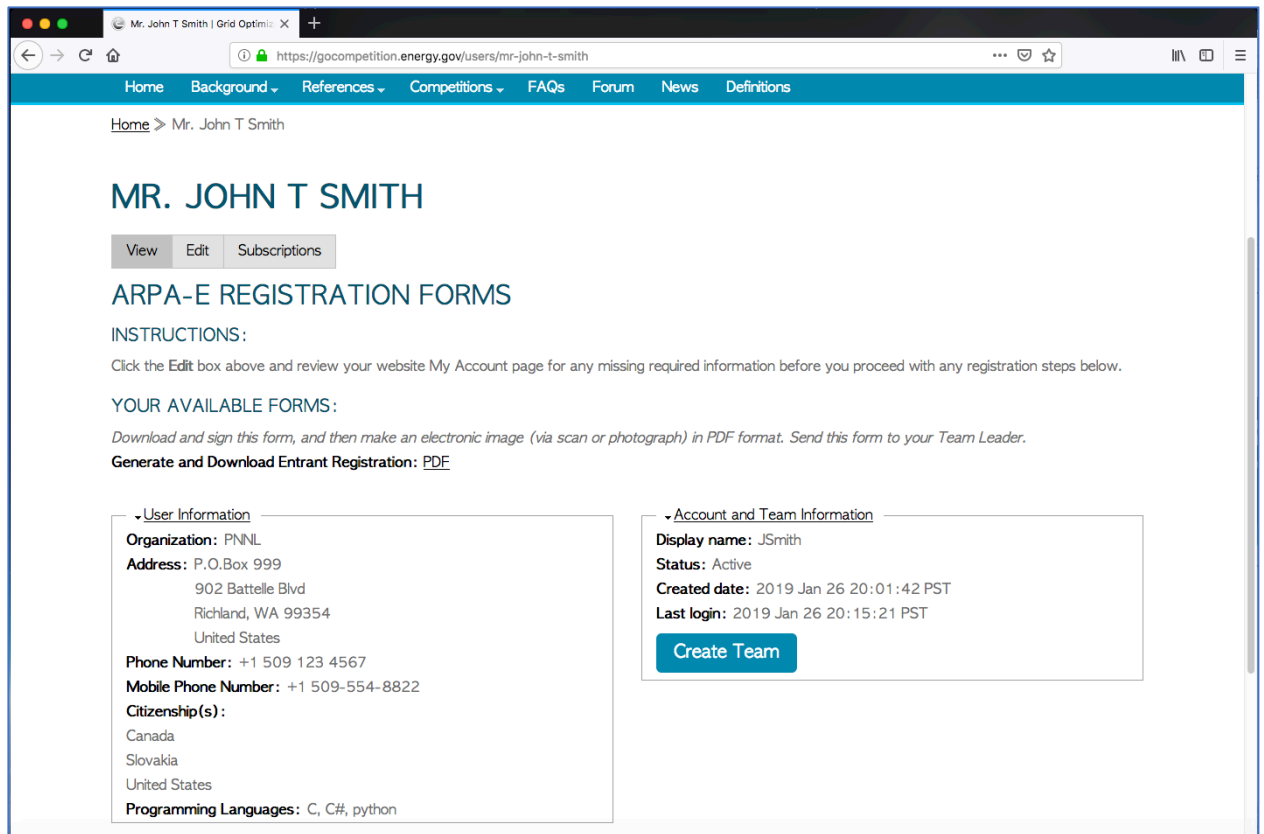
**Password \***

.....

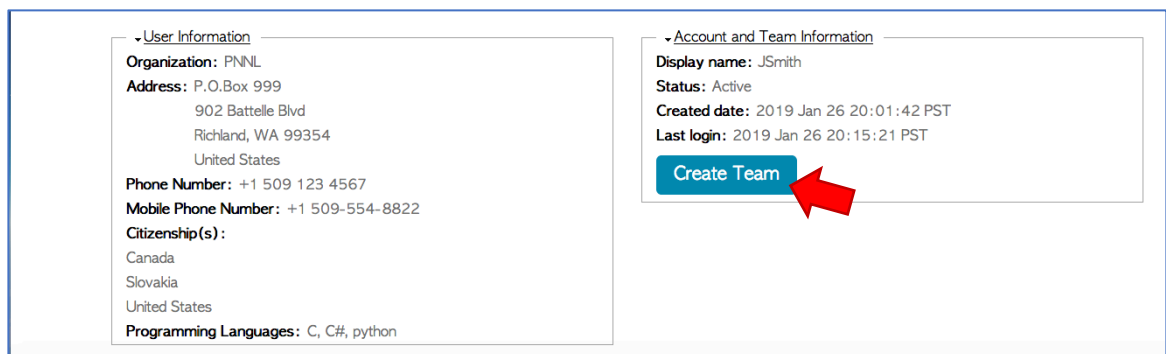
Enter the password that accompanies your username.

Log in

8. You should see your My account page, similar to the image below.



9. *If you are the team leader* and you are ready to create your team, click the **Create Team** button under the Account and Team Information section located on the right side of your My account page.



10. You will be directed to the Create Team page (<https://gocompetition.energy.gov/node/add/team?destination=user/xxx>). For creating a team, you will be required to fill in several fields. These required fields are marked with a red asterisk (\*) and are noted in the next steps.

Home > Add content > Create Team

## CREATE TEAM

Please create a team to use in the competitions. This team can be used for Sandbox submissions and also for all Challenges. Only the Team Leader can create a team on the website. If you are not the official Team Leader, please hit the "Back" button on your browser. IMPORTANT: Only create a team once all of your team members have approved GO Competition user accounts. If a member does not have an account, please hit the "Back" button on your browser. Once this form is saved, you will not be allowed to edit it!

**Team Name \***

**Team GitHub Username \***

The team's username on [GitHub](#).

**Team Members**

Please select all users who are members of your team.

**Are you seeking prize money? \***

☒ No

☐ Yes

Are you seeking prize money (No/Yes)?

11. Enter a team name. This is required information. Your team name will need to get GO Competition administrator approval before it can be published. This team will be used for Sandbox submissions and for any future challenges.

**Team Name \***

12. Enter the team's GitHub username (from Step 2a above). This is required information. This field is validated by the GO Competition platform; if the GitHub username does not exist exactly as shown in the box, you will not receive a Secure Shell key and you will not have access to the competition platform.

**Team GitHub Username \***

The team's username on [GitHub](#).

13. Select your team members from the drop-down list. If you make a mistake, you can delete a team member by clicking on the x in the team member name box. You need to include all your team members; otherwise, your team member will not be able to submit to the competition platform.

**Team Members**

Smith, John x Tester, Joseph x

Please select all users who are members of your team.

14. Select a prize option. This is required information. Is your team seeking prize money?

**Are you seeking prize money? \***

☐ No

☒ Yes

Are you seeking prize money (No/Yes)?

15. Check the box if you want your team to stay anonymous on the competition leaderboards. Anonymous teams cannot receive prize money. If you are funded by an ARPA-E Funding Opportunity Announcement, do not check this box.

☐ I do not want my Team Name to appear on the Leaderboards

Check the box if you want to stay anonymous on the Leaderboards. Prizes cannot be given to anonymous competitors.

16. Check the box if you and your team are funded by an ARPA-E Funding Opportunity Announcement; otherwise, please leave this box unchecked.

☐ My team is funded by the ARPA-E Challenge 1 FOA (Proposal Track Team)

Check the box if your team is funded under the ARPA-E Funding Opportunity Announcement for Challenge 1.

17. Enter any software (including solver libraries) that your team would like to be made available via the competition platform. This is optional information and there is no guarantee that your software request will be accommodated.

**Software Request**

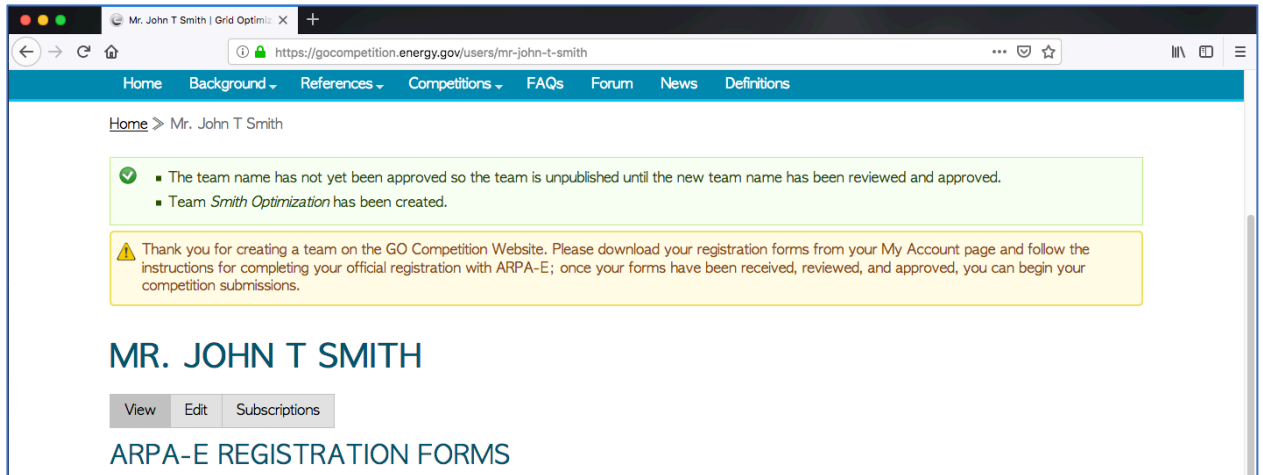
GAMS  
Python v2.7  
Julia

What software would the team like to be made available on the GO Competition platform? Note: ARPA-E will evaluate the overall demand for different software in the GO Competition and may not accommodate all software requests.

18. Once you have completed the Team Creation form, click the **Save** button at the bottom of the page. If you are not the team leader, then click the **Cancel** button.

 **Save** **Cancel**

19. After a successful save, you will be redirected back to your My account page with two system messages at the top of the screen in green and yellow just above your full name.



20. At this time, your team name is not approved and needs to be reviewed by a GO Competition Administrator. You will not have access to the Team page until the name is approved. In the Account and Team Information box on your My account page, the **Create Team** button is replaced with a “Your team is pending approval” message.

A screenshot of the 'ARPA-E REGISTRATION FORMS' page. It includes instructions to click the 'Edit' button and review the 'My Account' page. Under 'YOUR AVAILABLE FORMS', it says to download and sign a form and make an electronic image in PDF format. A link for 'Generate and Download Entrant Registration: PDF' is provided. The page is divided into two main sections: 'User Information' and 'Account and Team Information'. The 'User Information' section lists details for PNNL, including address (902 Battelle Blvd, Richland, WA 99354, United States), phone numbers, and citizenship (United States). The 'Account and Team Information' section shows 'Display name: JSmith', 'Status: Active', 'Created date: 2019 Jan 26 20:01:42 PST', and 'Last login: 2019 Jan 27 17:06:07 PST'. The 'Team' section is circled in red with a red arrow pointing to it, displaying the message 'Your team is pending approval'.

21. Once the team name is approved, you will be provided a link to your Team page on the My account page.

↓ User Information	↓ Account and Team Information
<b>Organization:</b> PNNL	<b>Display name:</b> JSmith
<b>Address:</b> P.O.Box 999	<b>Status:</b> Active
902 Battelle Blvd	<b>Created date:</b> 2019 Jan 26 20:01:42 PST
Richland, WA 99354	<b>Last login:</b> 2019 Jan 27 13:14:20 PST
United States	<b>Team:</b>
<b>Phone Number:</b> +1 509 123 4567	Smith Optimization
<b>Mobile Phone Number:</b> +1 509-554-8822	
<b>Citizenship(s):</b>	
Canada	
Slovakia	
United States	
<b>Programming Languages:</b> C, C#, python	

22. You now have successfully created a team account on the GO Competition website; however, your team is NOT approved by ARPA-E. With an approved team name, you may continue to add members to your team and make any other changes.

If you want to participate in the competition, you must continue registration by: 1) downloading the Team Leader registration form; 2) if you are the Team Leader, collect all signed entrant registration forms from your team members and create a PDF registration packet; and 3) upload your registration packet via the GO Competition website for starting the official team approval process by ARPA-E.